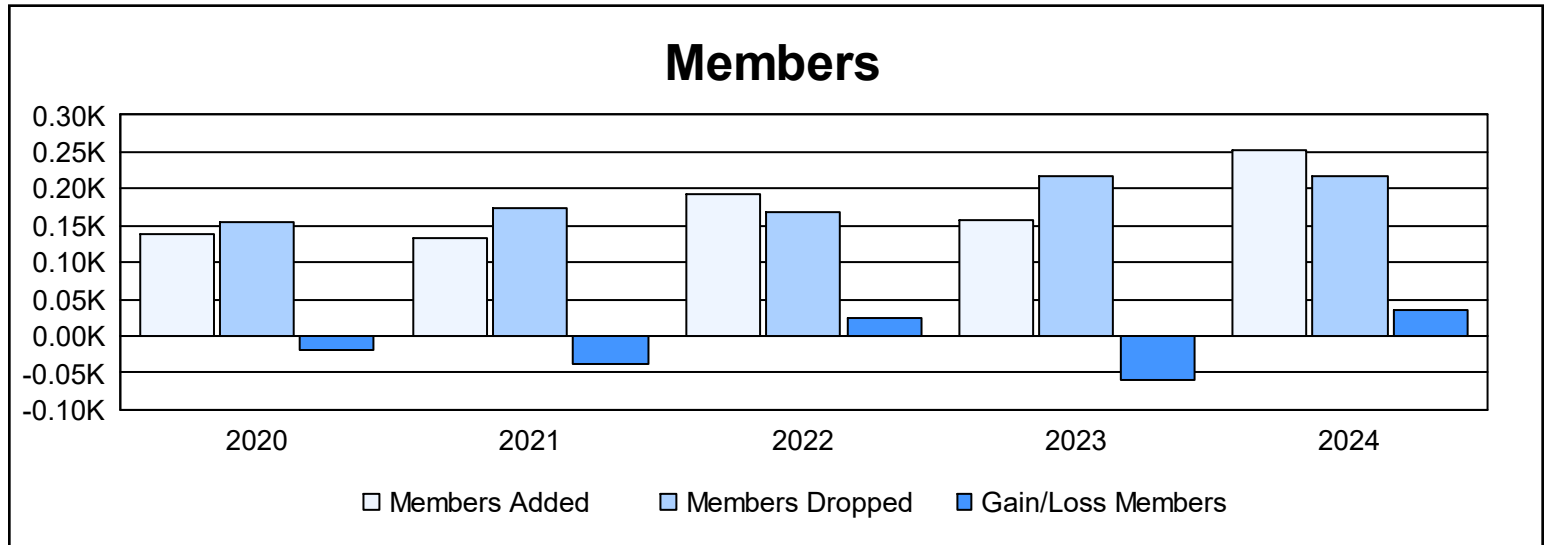
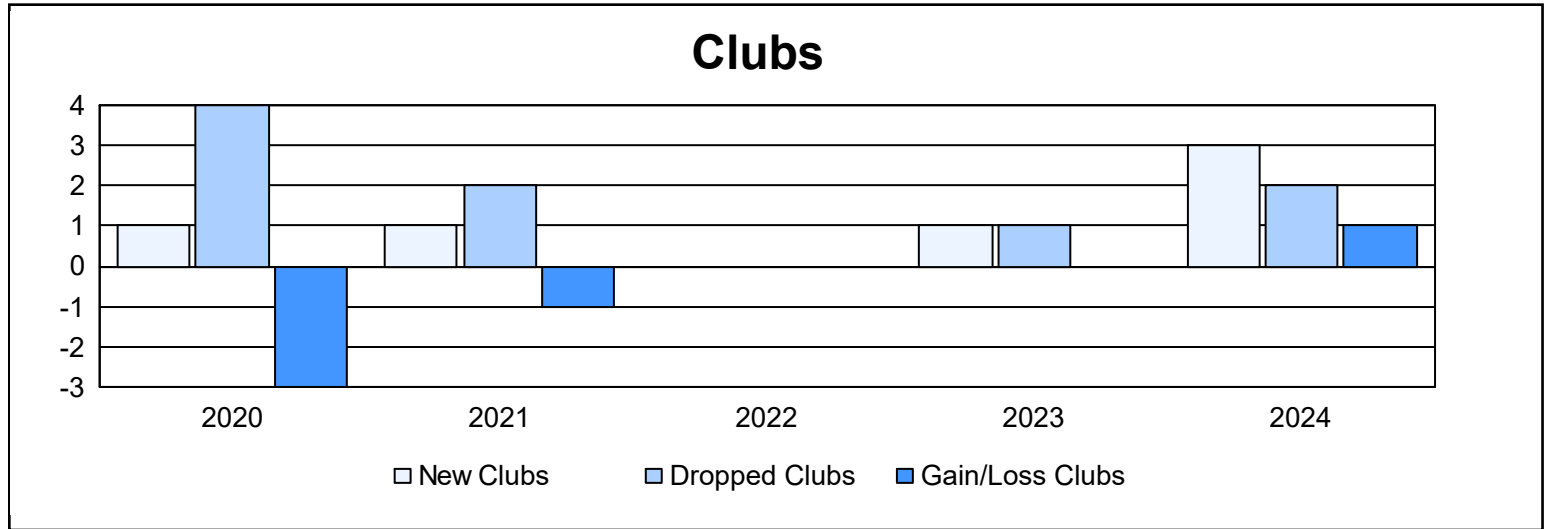
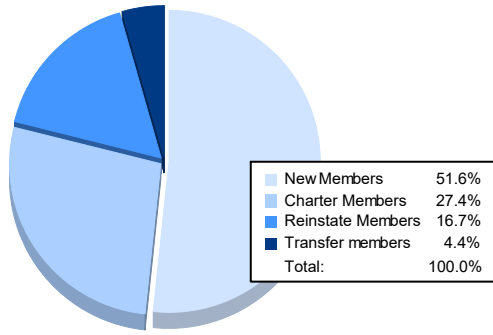


Year	New Clubs	Dropped Clubs	Gain/ Loss Clubs	New Members	Charter Members	Reinstate Members	Transfer Members	Total Member Added	Total Members Dropped	Gain/ Loss Members
2019-2020	1	4	-3	91	27	7	13	138	156	-18
2020-2021	1	2	-1	92	30	6	6	134	173	-39
2021-2022	0	0	0	169	2	10	12	193	168	25
2022-2023	1	1	0	106	22	23	6	157	218	-61
2023-2024	3	2	1	130	69	42	11	252	216	36
<b>Average</b>	<b>1</b>	<b>2</b>	<b>-1</b>	<b>118</b>	<b>30</b>	<b>18</b>	<b>10</b>	<b>175</b>	<b>186</b>	<b>-11</b>



### Membership Composition June 2024 Cumulative



### Gender Composition June 2024 Cumulative

